














-  City
-  Community
-  US Highway
-  State Highway
-  County Road
-  Natural Area
-  State & County Park
-  Class 1 Trout Stream
-  River
-  Bike Route
-  Snowmobile Trail

Richland County
 For visitor information, maps, lodging, dining,
 calendar of events and more visit
co.richland.wi.us/richlandcentertourism.com